

ITALY FINDINGS 2018



GLOBAL

PARENTS' SURVEY

METHODOLOGY

On behalf of the Varkey Foundation, Ipsos MORI interviewed **27,380** parents across **29 countries** using an **online survey** via the Ipsos Online Panel system* between the 8th December 2017 and 15th January 2018. These countries were:

| | | |
|--------------|-----------|----------------|
| Argentina | Japan | United Kingdom |
| India | Spain | Finland |
| Singapore | China | Peru |
| Australia | Kenya** | United States |
| Indonesia | Turkey | France |
| South Africa | Colombia | Poland |
| Brazil | Malaysia | Vietnam |
| Italy | Uganda** | Germany |
| South Korea | Estonia** | Russia |
| Canada | Mexico | |

- 1,000 parents took part in **Italy**. Results contain 1,000 interviews from all other countries except Estonia (500), Kenya (501) and Uganda (371).
- Data has been weighted by age, gender and region of child and corrected for gender of parent.
- As such, the survey is representative of parents of children aged 4-18 in education, based on these characteristics, with equal views from mothers and fathers.
- All countries contribute equally to the total global average. Data has not been adjusted for the relative size of population.
- The survey was conducted online. For countries where internet penetration is low (such as India, Uganda, Kenya, Peru and Indonesia), it is important to note that the data is representative of the urban online population, which tends to be better educated and financially better off.



Only **one in five (21%)** Italian parents think standards of education have got better in the last 10 years, the fourth lowest of all the countries surveyed after Russia and South Africa (**20%**), Germany (**19%**) and France (**8%**).

Global average 40%

Global rank 24th



Italian parents spend longer helping their children with their education than parents in any other European country surveyed, with **25%** spending 7 hours or longer per week, versus **17%** in Spain, **14%** in Germany, and **11%** in the UK and in France.

Global average 25%

Global rank 15th



Italy is the only major European economy where parents overwhelmingly (**70%**) support the government providing education vouchers. This is higher than Spain (**51%**), France (**44%**), the UK (**39%**) and Germany (**39%**).

Global average 61%

Global rank 9th



Italians place more importance on university than any other European country surveyed, with **37%** of parents saying it's extremely important their child attends and **66%** saying it's very important.

Global average 40%

Global rank 15th



Only **39%** of Italians are optimistic about their child's future, far lower than the survey average of **60%**, lower than many established economies such as the US (**68%**) and UK (**57%**), and only marginally higher than Germany (**38%**) and France (**31%**).

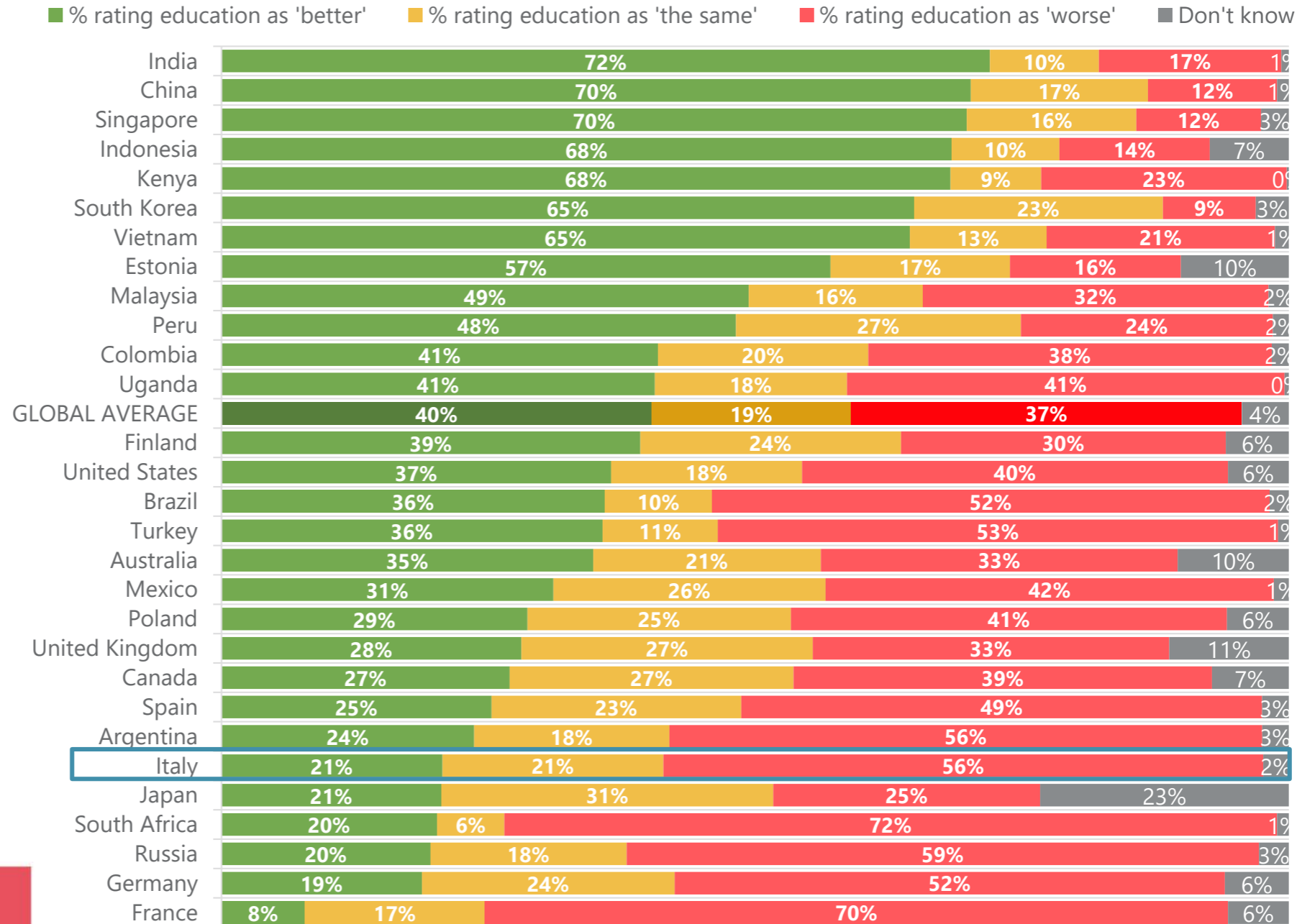
Global average 60%

Global rank 25th

Do you think the standard of education in your country has become better or worse over the last 10 years?

Only **one in five (21%)** Italian parents think standards of education have got better in the last 10 years, the fourth lowest of all the countries surveyed after Russia and South Africa (20%), Germany (19%), France (8%) and equal to Japan (21%). Over half (56%) of Italian parents think standards of education have got worse in the same period, compared with a survey average of 37%.

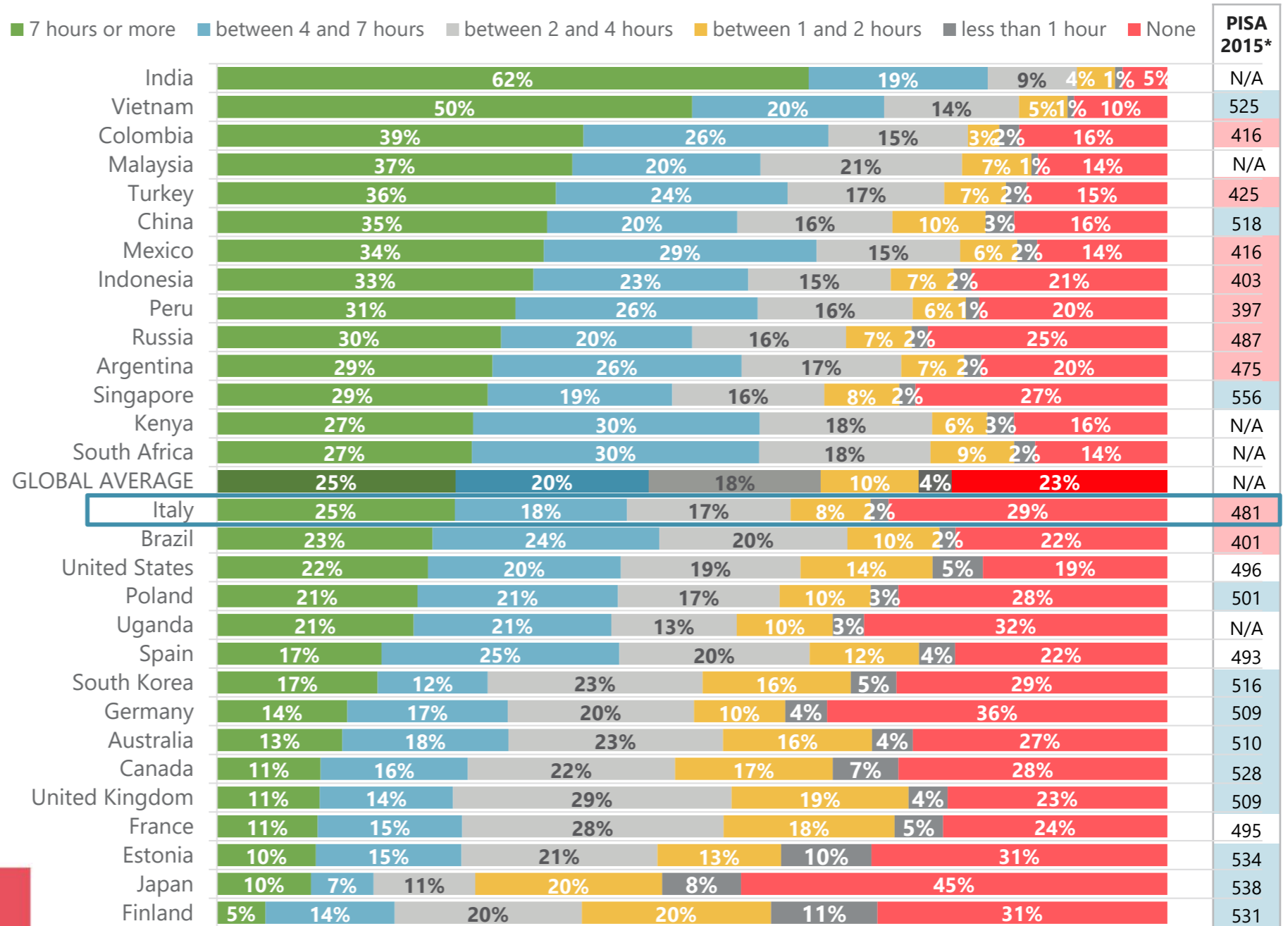
GLOBAL PARENTS' SURVEY



On average, how much time, do you spend helping your child academically with their education per week (e.g. help reading to them or helping with homework)?

Italian parents spend longer helping their children with their education than parents in any other European country surveyed, with 25% spending 7 hours or longer per week, versus 17% in Spain, 14% in Germany, and 11% in the UK and in France.

GLOBAL PARENTS' SURVEY



Base: All parents (27380). Research commissioned by the Varkey Foundation, conducted by Ipsos MORI between 8th December 2017 - 15th January 2018.

To what extent do you/would you approve or disapprove of this [education vouchers] happening in your country?

Italy is the only major European economy where parents overwhelmingly (**70%**) support the government providing education vouchers. This is higher than Spain (**51%**), France (**44%**), the UK (**39%**) and Germany (**39%**).

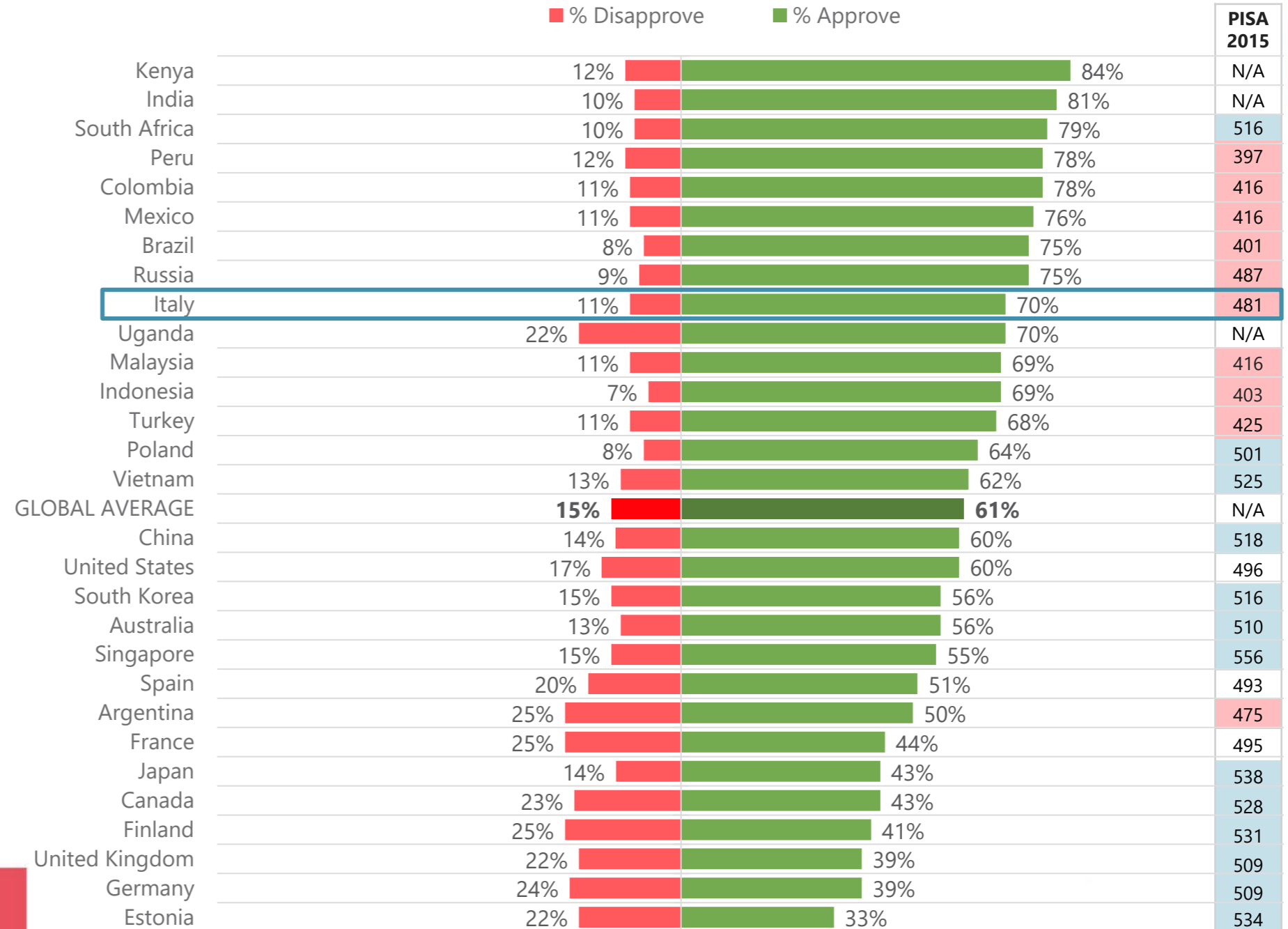
*Mean science score in PISA 2015

Countries/economies with a mean performance/share of top performers above the OECD average; countries/economies with a share of low achievers below the OECD average

Countries/economies with a mean performance/share of top performers/share of low achievers not significantly different from the OECD average

Countries/economies with a mean performance/share of top performers below the OECD average; countries/economies with a share of low achievers above the OECD average

GLOBAL PARENTS' SURVEY

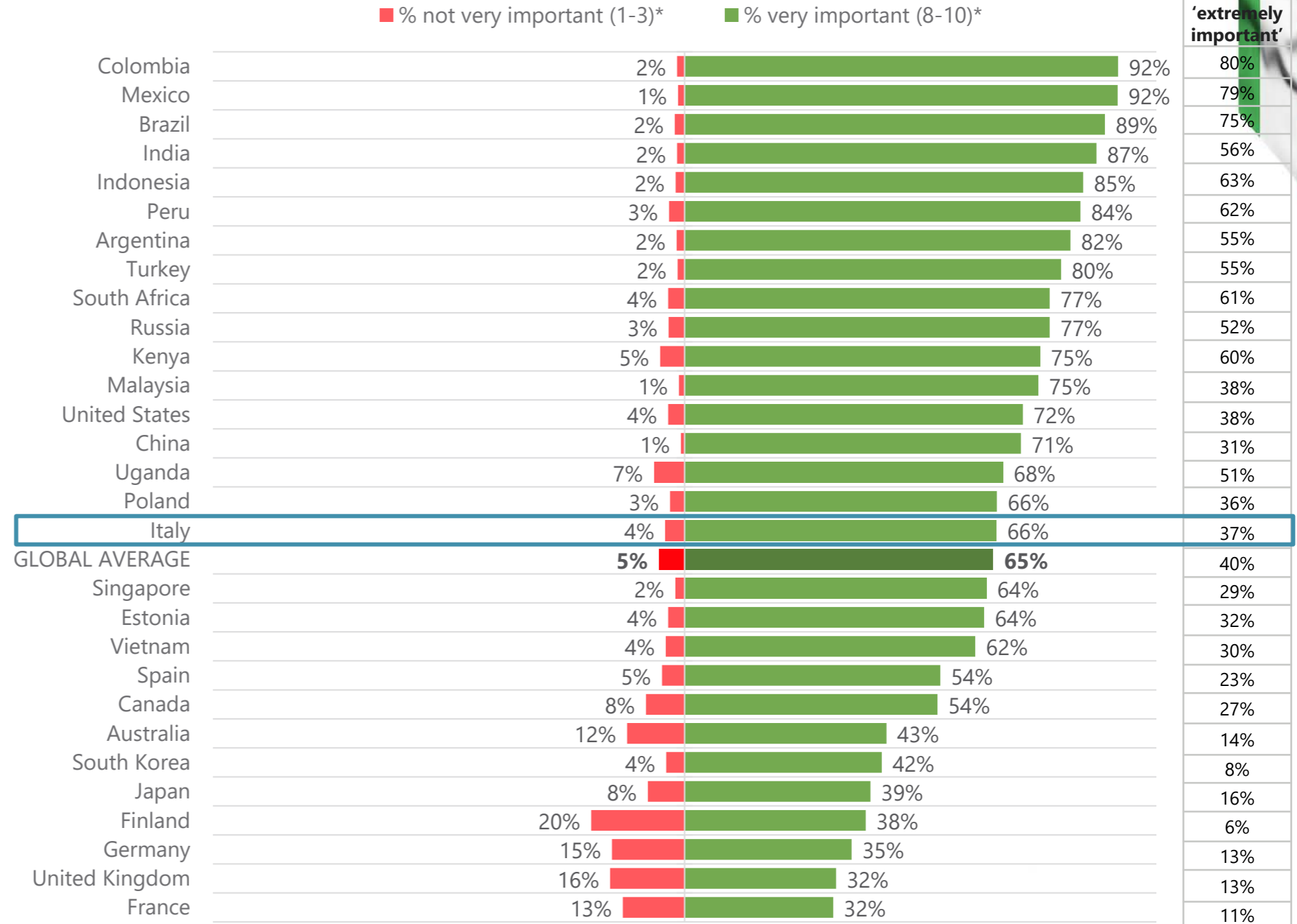


Base: All parents (27380). Research commissioned by the Varkey Foundation, conducted by Ipsos MORI between 8th December 2017 - 15th January 2018.

How important or not do you think it is that your child attends university in order to achieve the most in life?

Italians place more importance on university than any other European country surveyed, with **37%** of parents saying it's extremely important their child attends and **66%** saying it's very important. By comparison, only **11%** in France, **13%** in the UK, **13%** in Germany and **23%** in Spain say it's extremely important.

GLOBAL PARENTS' SURVEY



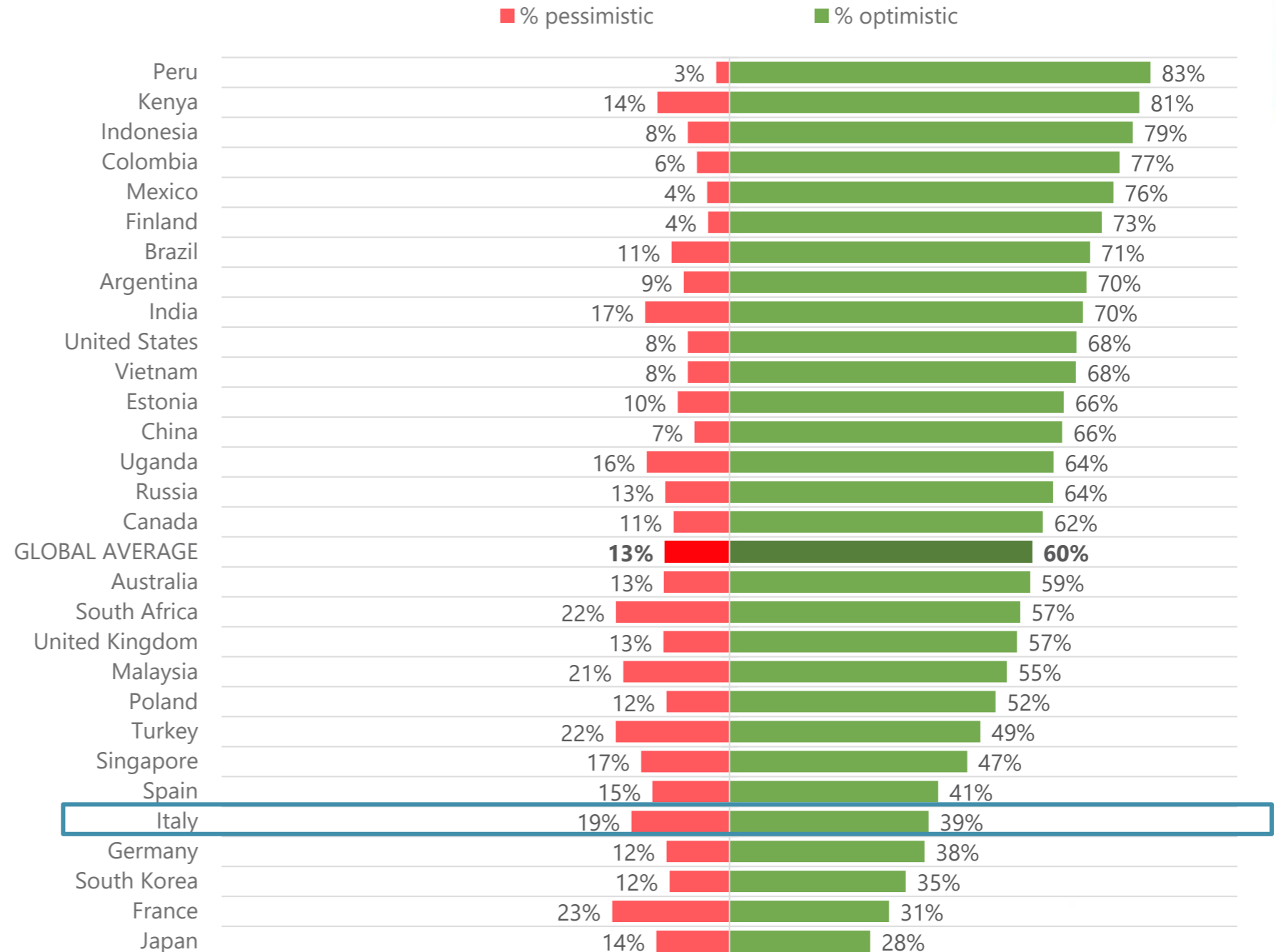
*Scored on a scale of 1-10, where 10 is extremely important and 1 is not at all important.

Base: All parents (27380). Research commissioned by the Varkey Foundation, conducted by Ipsos MORI between 8th December 2017 - 15th January 2018.

Taking everything into consideration, how optimistic or pessimistic are you about your child's future?

Only **39%** of Italians are optimistic about their child's future, far lower than the survey average of **60%**, lower than many established economies such as the US (**68%**) and UK (**57%**), and only marginally higher than Germany (**38%**) and France (**31%**).

GLOBAL PARENTS' SURVEY



How would you rate the quality of teaching at your child's current school?

The survey also revealed that **78%** of Italian parents rate the quality of teaching at their child's school as good, but this is higher for fee-paying schools (**95%**) than free to attend schools (**76%**).

***Mean science score in PISA Science 2015**

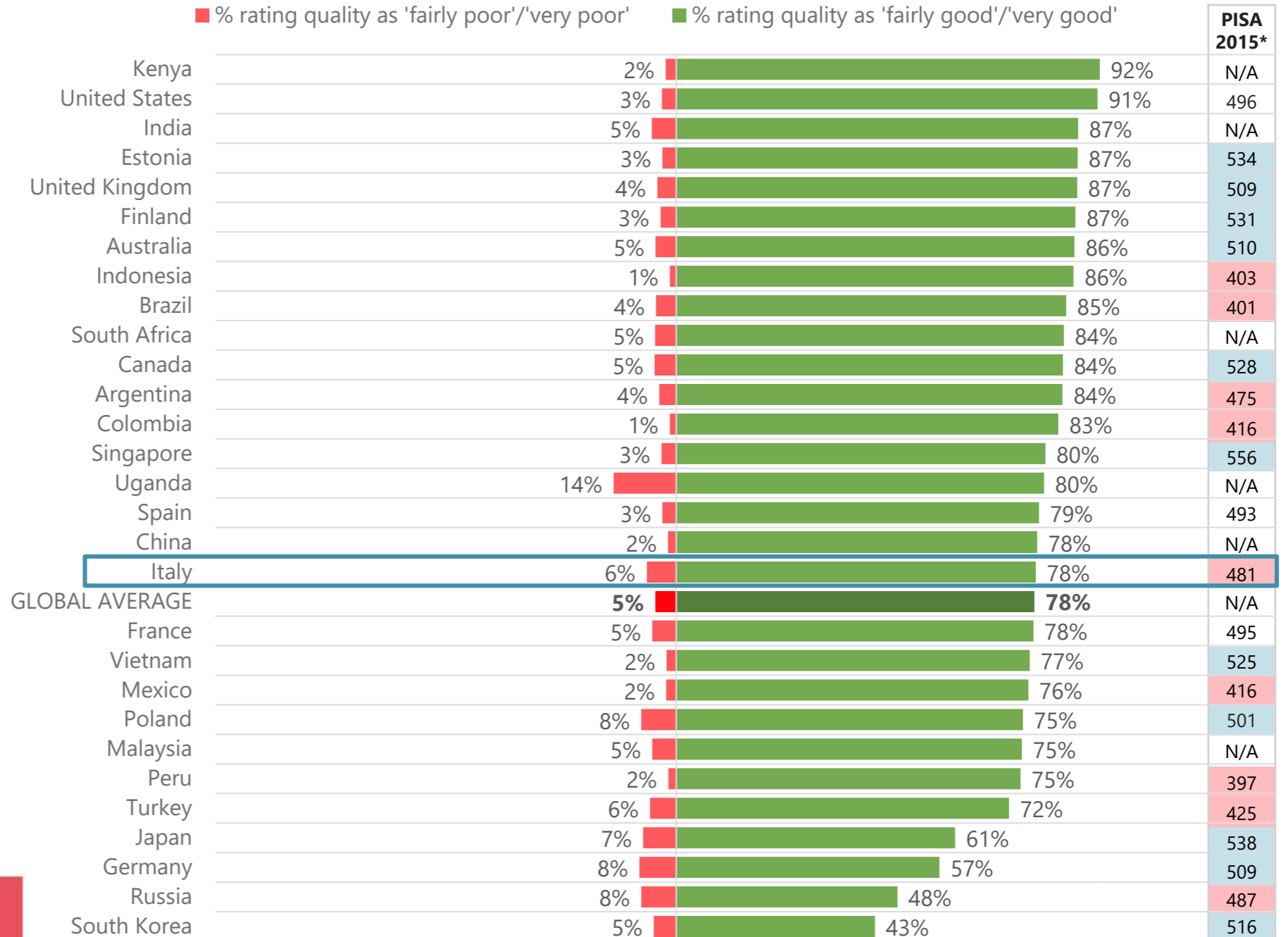
Countries/economies with a mean performance/share of top performers above the OECD average; countries/economies with a share of low achievers below the OECD average

Countries/economies with a mean performance/share of top performers/share of low achievers not significantly different from the OECD average

Countries/economies with a mean performance/share of top performers below the OECD average; countries/economies with a share of low achievers above the OECD average

GLOBAL

PARENTS' SURVEY

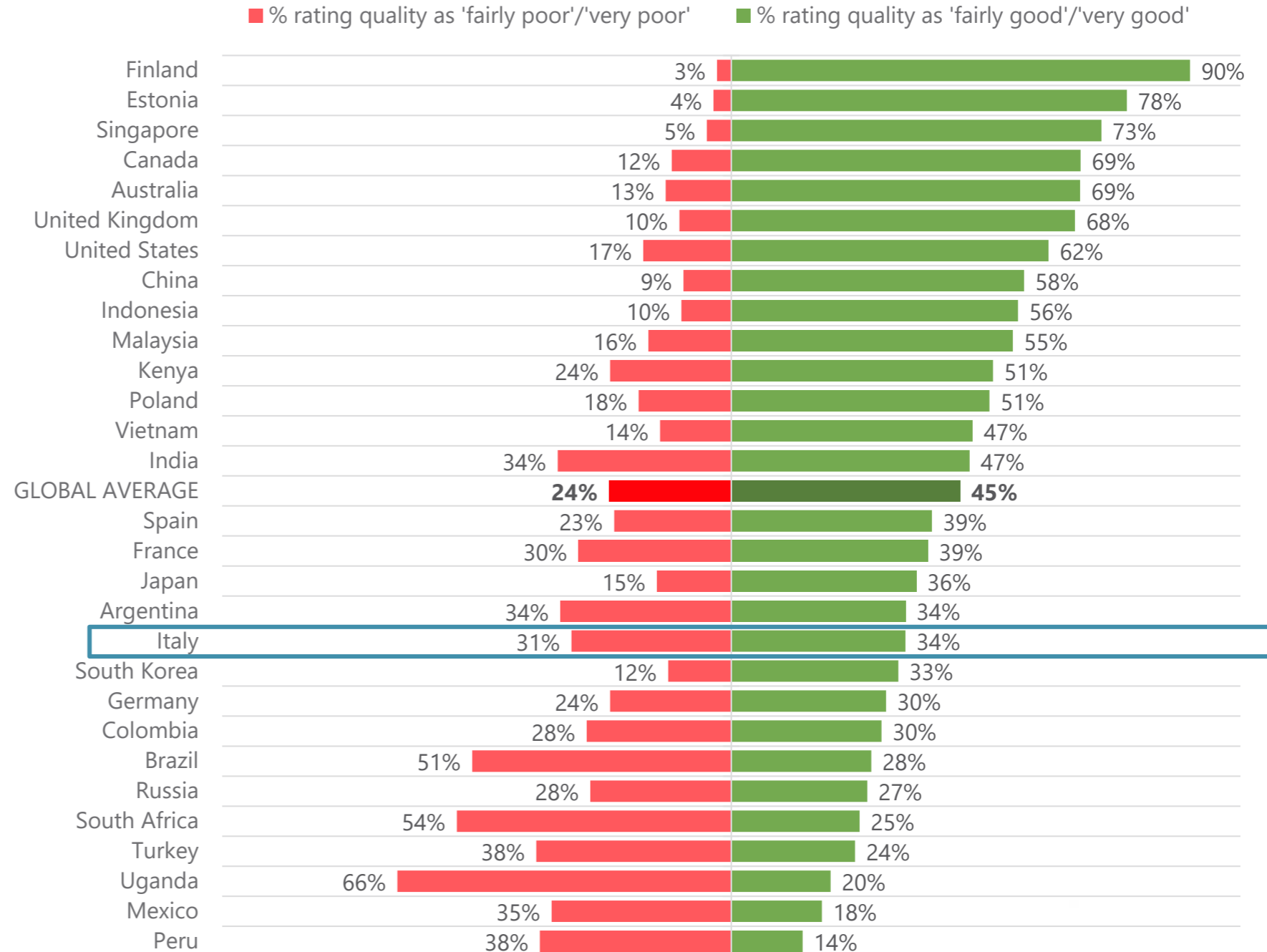


Base: All parents (27380). Research commissioned by the Varkey Foundation, conducted by Ipsos MORI between 8th December 2017 - 15th January 2018.

How would you rate the quality of free to attend government-funded schools in your country?

Only **34%**, however, rate the quality of free to attend schools in Italy as good, generally in line with Italy's PISA ranking of 34th out of 70 countries. A similar proportion (**31%**) rate free to attend schools as poor or very poor – the highest of the EU's five largest economies and considerably higher than the UK where only **11%** rate free to attend schools as poor.

GLOBAL PARENTS' SURVEY

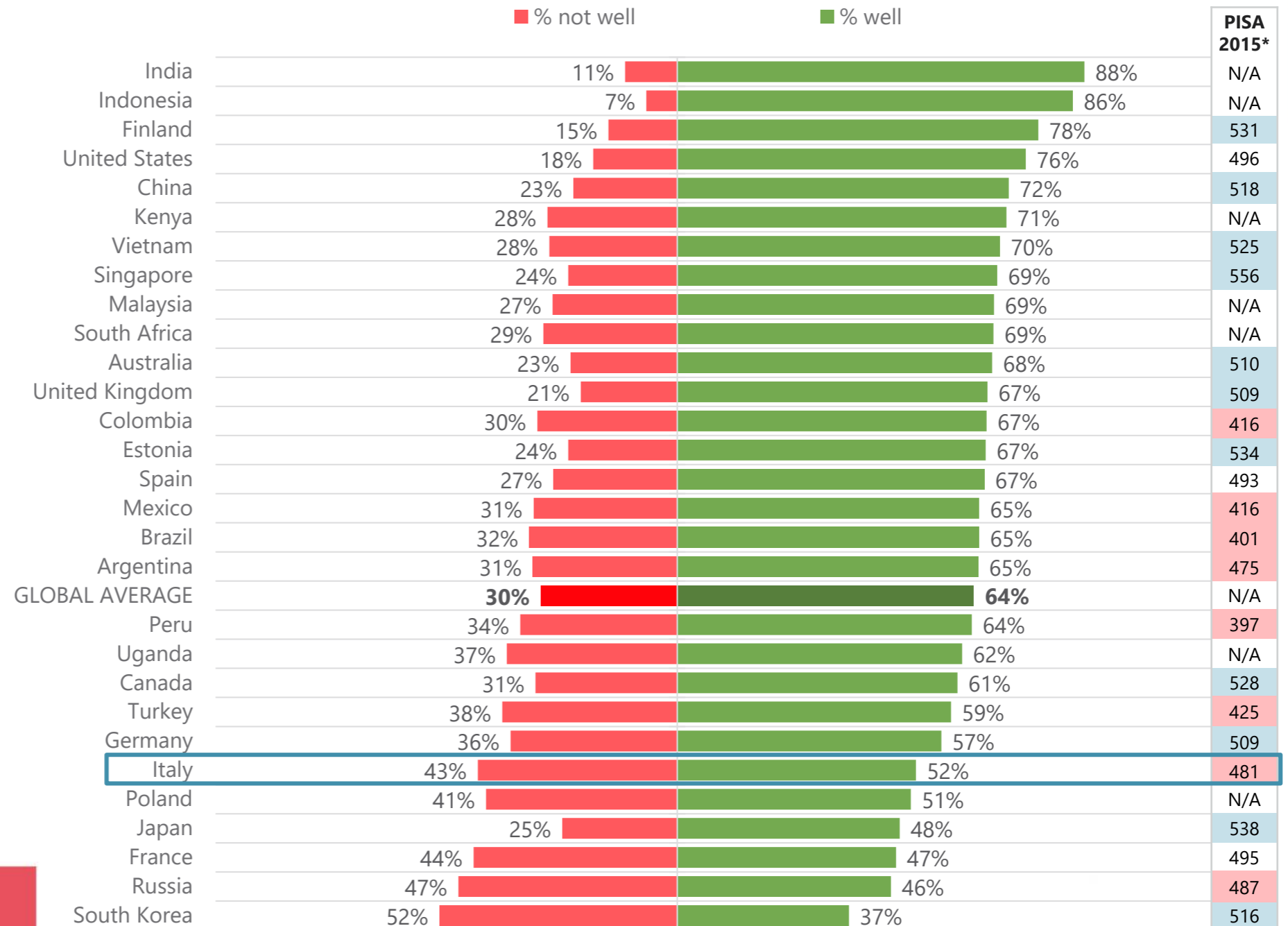


How well, if at all, do you think your child's school is preparing them for the future world of 2030 and beyond?

Just over half (52%) of Italians believe their child's school is preparing them well for the world of 2030 and beyond, below the global average of 64%. This is higher than France (47%) but lower than the other major EU economies, with 67% in the UK believing their child's school is preparing them well for the world of 2030 and beyond, 67% in Spain and 57% in Germany.

GLOBAL

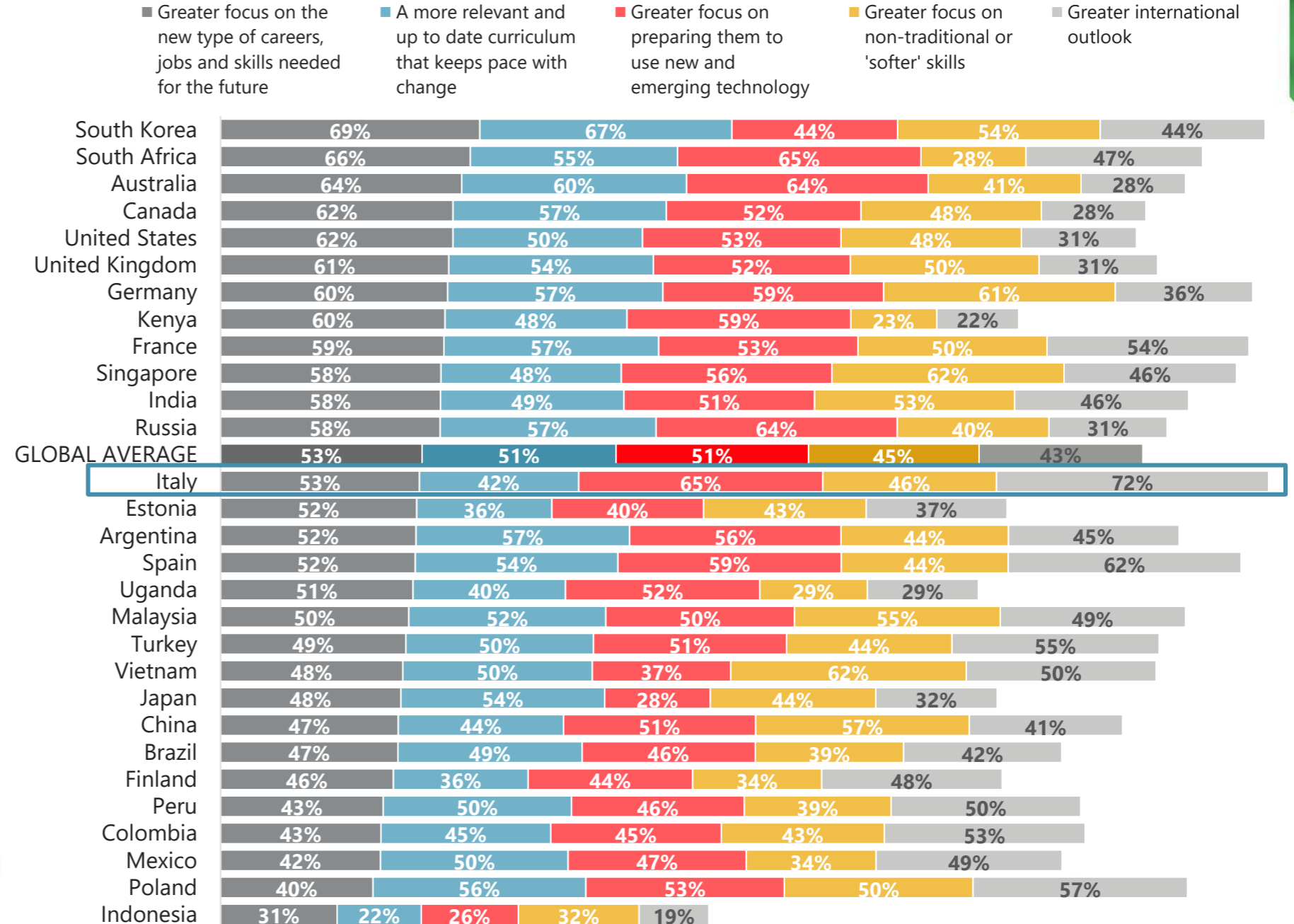
PARENTS' SURVEY



Which of the following, if any, are the most important areas where you think your child's school should be doing more to better prepare your child for the world of 2030 and beyond?

Of the 43% who don't believe their child's school is preparing them well for the world of 2030 and beyond, 72% list a greater international outlook as among the top three ways for schools to better equip their children.

% selecting as 1st/2nd/3rd choice



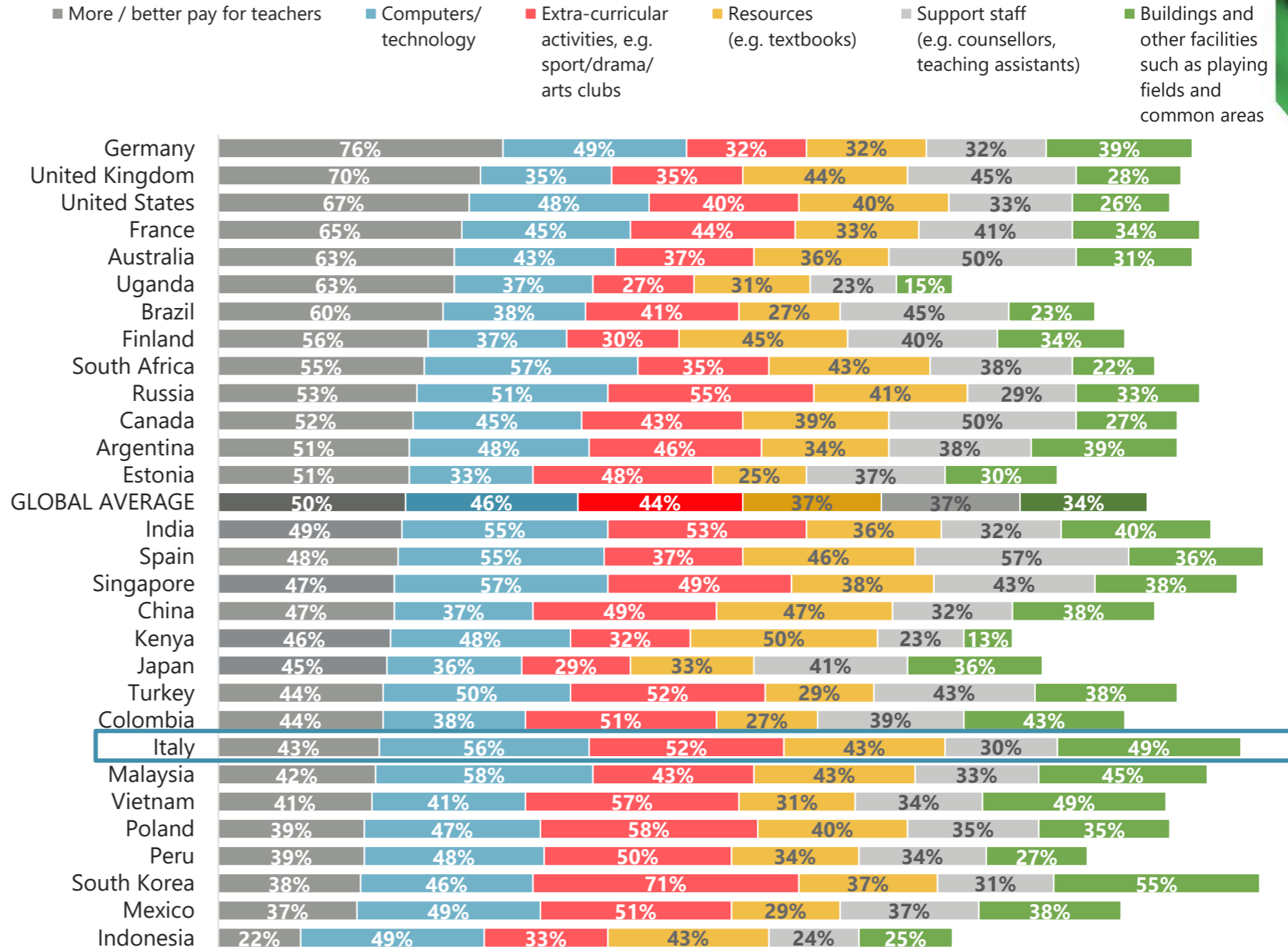
GLOBAL PARENTS' SURVEY

If there were additional funds for your child's school, which of the following would you like to see it spent on?

If there were additional funds for their children's schools, over half (56%) would see them invested in computers/technology, the top choice for Italian parents and a considerably higher proportion than the global average (46%). By contrast, 52% would spend the hypothetical funds on extracurricular activities, 49% on buildings and other facilities, 43% on more teachers or better pay for existing teachers, 30% on support staff.

GLOBAL PARENTS' SURVEY

Top 6 categories most often chosen as 1st, 2nd or 3rd choice globally



NB: 30% of parents from Indonesia gave an answer of 'don't know'

Base: All parents (27380). Research commissioned by the Varkey Foundation, conducted by Ipsos MORI between 8th December 2017 - 15th January 2018.